

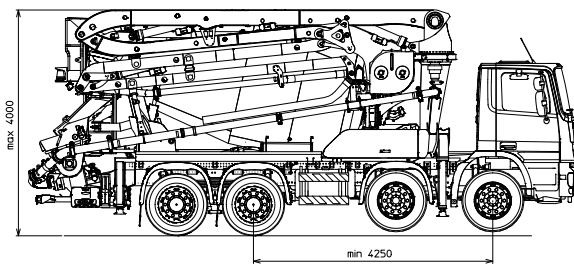
## MK25H

### TRUCK-MIXER PUMP "MAGNUM" MK25H 80 RH

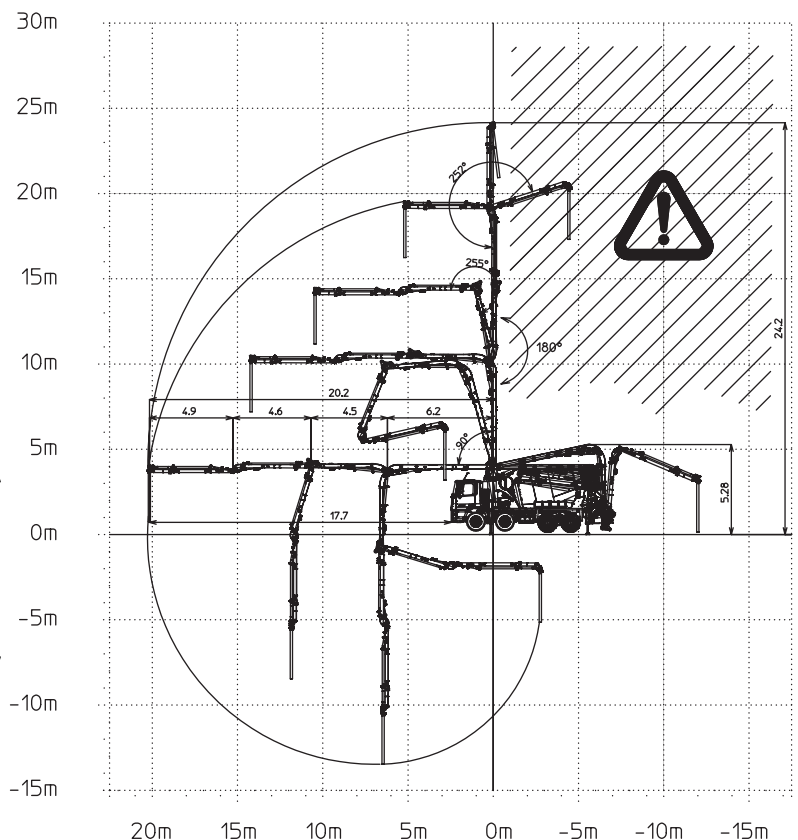
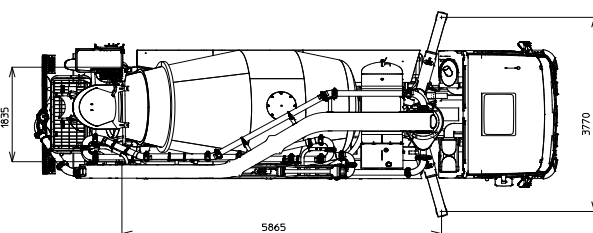
Placing Boom	MK25H
Pumping Unit	PB607CC EPC - PB607S7
Concrete Mixer	RH 80
Driven by	PTO
Chassis	3-4-5 axles



### Dimensions



Dimensions vary according to truck assembly



## MK25H

### Standard equipment

- Placing boom MK25H, 4 sections, pipeline diameter 100 mm, "Z" folding system
- 3rd and 4th boom elements made of CARBOTECH composite material
- Ideal load distribution on the axles to obtain better driving stability
- Fully hydraulic outriggers controlled on both sides of the machine with front extension and fixed rear outriggers
- Drum made of special steel 450HB hardness 3 mm thickness (PB607CCEPC) or made of 30MnB5 steel 4 mm thickness (PB607S7)
- 600l capacity pressurized water tank (PB607CCEPC)
- 600l capacity water tank including water pump (PB607S7)
- Proportional boom control
- Concrete flow regulator
- Safety switch at concrete discharging hatch and hopper grid
- Wiring and electronics protected against water and rust
- Polymer rear mono-axle mudguards with rubber mudflaps
- Aluminum hose/pipe holder on both sides with polymer rear mono-axle mudguards with rubber mudflaps (PB607CCEPC)
- Two proportional radio remote controls with two boom movement speed, synthesiser for automatic frequency search and concrete flow rate regulator. 20 mt cable supplied
- Two additional chutes, with supports for their fixing on counterframe
- Vibrator on the concrete hopper grid operated via remote control
- Centralized lubrication system for pumping unit
- Oil automatic lubrication system for pumping pistons
- Additional manual lubrication system for pumping unit
- Hard plastic outrigger support plates with relevant housing
- Night light for pumping unit hopper
- Accessories for cleaning and washing
- Rubber protection between mudguards and chassis
- Automatic concrete discharging control with hopper concrete level sensor
- Double thickness concrete pipes, in high resistant steel and insert carbide chrome - CIFA Long Life Pipes
- Long life wear plate and cutting ring with hard carbide inserts

### Control system

- Smartronic (PB607CCEPC)
- Easytronic (PB607S7)

### Main Options

- LSC - Light Stability Control
- Cone-shaped discharging chute with end-cone diameter 200 mm
- HBC Radio remote control, in place of the Hetronic supplied as standard
- Placing boom continuous rotation (not available with LSC)
- 600l capacity pressurized water tank (PB607S7)
- High pressure water pump + manual washing gun + cable retractor reel
- "Ekos" dust blocking device for drum closing
- Concrete shut-off valve
- Aluminum hose/pipe holder on both sides
- Hydraulic pipeline emergency kit
- Mono-axle mudguards with rubber mudflaps (PB607S7)

### TRUCK-MIXER PUMP "MAGNUM" MK25H 80 RH

<b>Placing Boom</b>	MK25H
<b>Pumping Unit</b>	PB607CC EPC - PB607S7
<b>Concrete Mixer</b>	RH 80
<b>Driven by</b>	PTO
<b>Chassis</b>	3-4-5 axles

### Concrete Mixer Technical data

Model		RH 80
Nominal capacity	<i>m<sup>3</sup></i>	7
Drum geometric volume	<i>m<sup>3</sup></i>	12,8
Filling ratio	%	55
Max. drum speed	<i>r.p.m.</i>	14
Water tank capacity	<i>l</i>	600
Water pump output	<i>l/bar</i>	n/a
Liter-counter scale	<i>l</i>	0-500

### Pumping unit technical data

Model		PB607CC EPC	PB607S7
Max. theoretical output	<i>m<sup>3</sup>/h</i>	61	61
Max. pressure on concrete	<i>bar</i>	71	71
Max. number of cycles per minute	<i>n°</i>	32	32
Concrete cylinders (diam. x stroke)	<i>mm</i>	200x1000	200x1000
Concrete hopper capacity	<i>l</i>	400	400
"S" valve diameter	<i>inch</i>	7	7

### Placing boom technical data

Model		MK25H
Pipeline diameter	<i>mm</i>	100
Max. vertical reach	<i>m</i>	24,2
Max. horizontal reach	<i>m</i>	20,2
Number of sections		4
1st section opening angle		90°
2nd section opening angle		180°
3rd section opening angle		255°
4th section opening angle		252°
Rotating angle		-240° / +240°
End hose length	<i>m</i>	3

Technical data and characteristics subject to modifications without notice